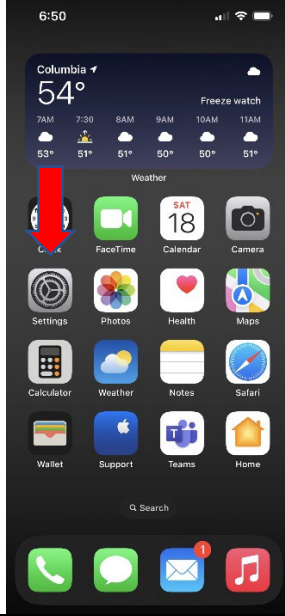


USC School Medicine Microsoft 365 Email iPhone Setup Instructions

If you have an Android device and need assistance, please contact us at 803-545-5100.

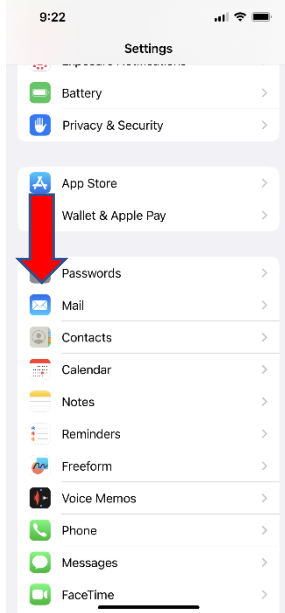
Step 1

Click on "Settings"

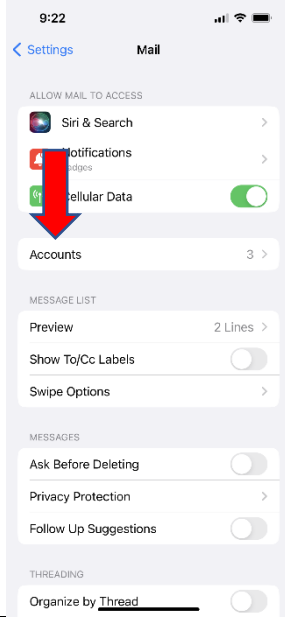


Step 2

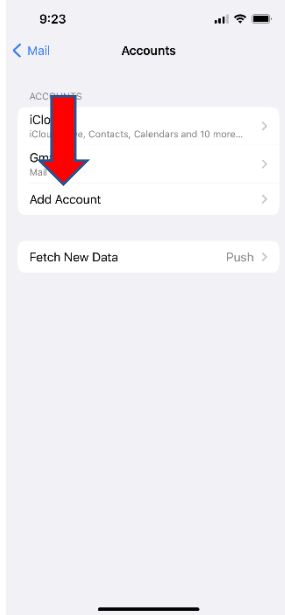
Click on "Mail"




Step 3
Click on "Accounts"



Step 4
Click "Add Account"

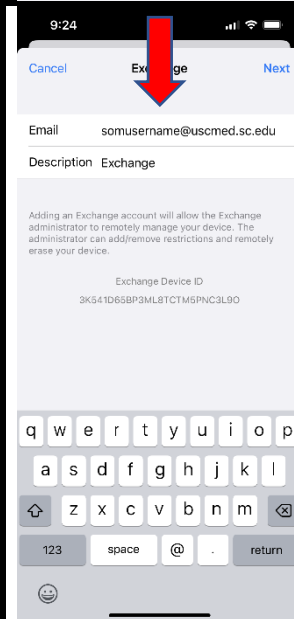


Step 5
Click on “Microsoft Exchange”

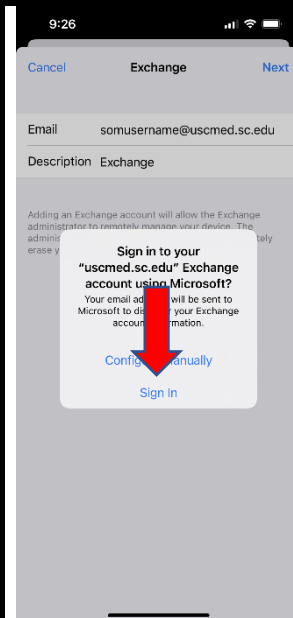


Step 6
For the “Email” field, enter your USC School of Medicine *username* with the @uscmcd.sc.edu email domain at the end.

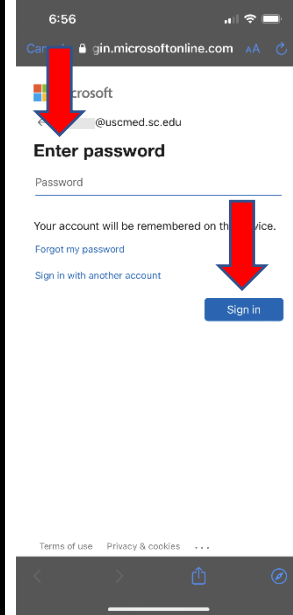
You can enter in a description for this account that will help you determine that this is your USCSOM email.



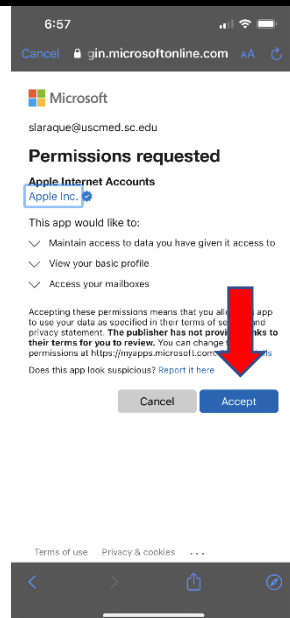
Step 7
Click "Sign In"



Step 8
Enter your USC School of
Medicine email account
password and then click "Sign
in"



Step 9
Click "Accept"



Step 10
Select the items you would like to sync to your phone and click "Save".

You have now successfully completed the process of adding your email account to your iPhone.

